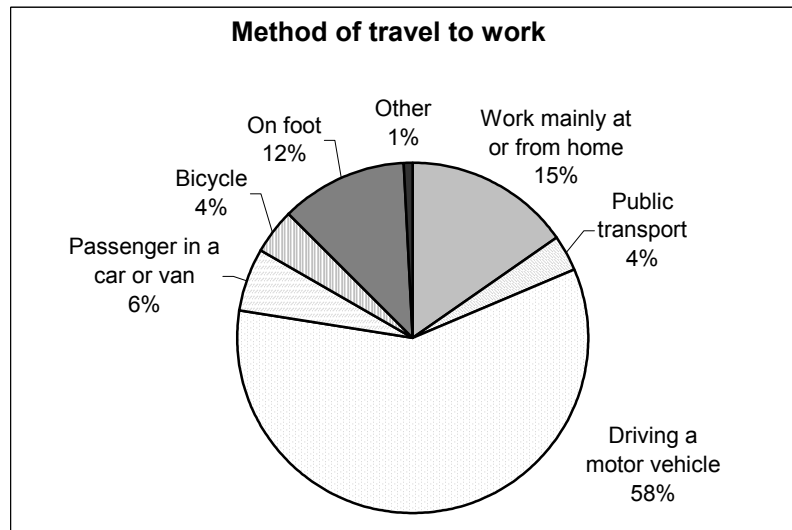


TRAVEL TO WORK IN HEREFORDSHIRE

This article summarises the main points arising from Census 2001 data on distance travelled to work by method of travel to work, and gender. The data gives details of all people aged 16 to 74 who were working in the week prior to the census.

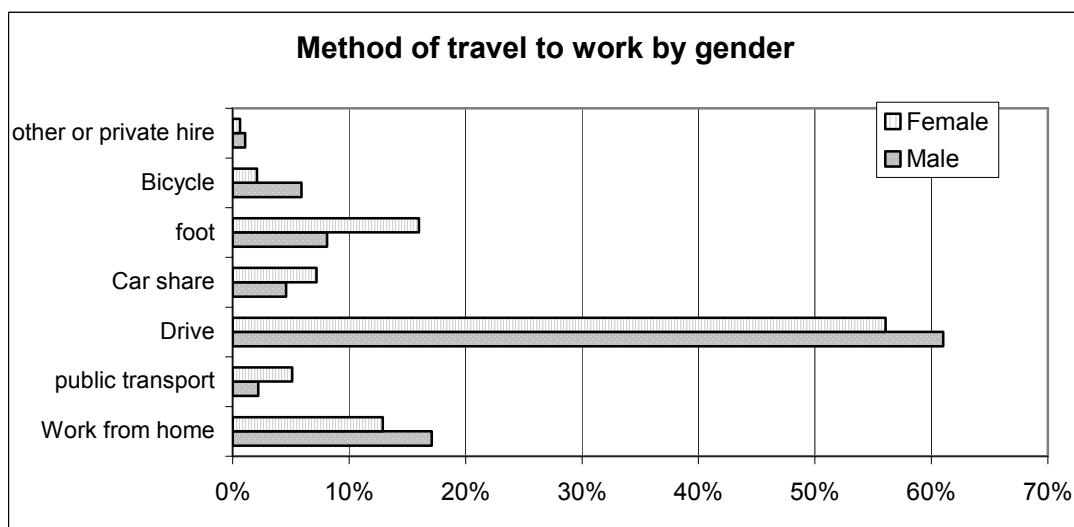
Over half of the working population travelled to work by car or van (58%), whilst a significant proportion work mainly from home (15%) or travel by foot (12%) – see Figure 1 below:

Figure 1



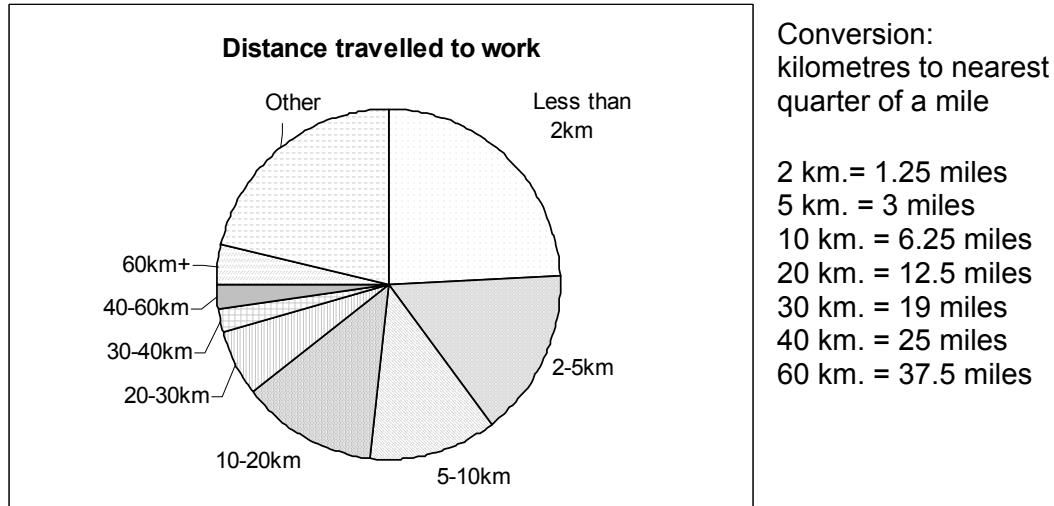
There are significant differences in the methods of travel to work undertaken by males and females as can be seen in Figure 2 below. A larger proportion of males either work from home (17%) or travel by car (61%) compared with females (13% and 56% respectively), whereas a larger proportion of females use public transport (5% compared with 2% of males), Car share (7% compared with 5% of males) or walk to work (16% compared with 8% of males). Males are however more likely to cycle to work (6% compared with 2% of females).

Figure 2



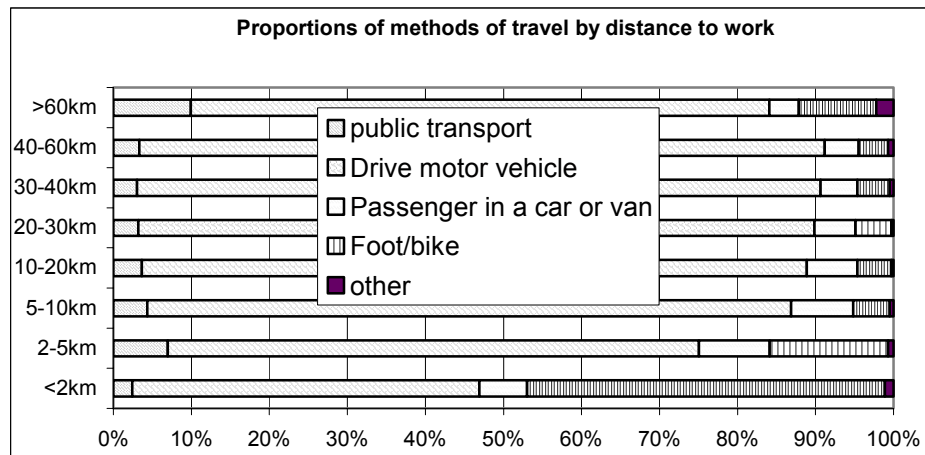
The breakdown of the census statistics on distance travelled to work is given in kilometres. The largest proportion of the working population travel less than 2km to work (24%) followed by 16% who travel between 2km and 10km. 21% were classified as 'Other', which includes no fixed place of work; working outside of the UK and working at or from home. Figure 3 below shows the distances travelled to work.

Figure 3



The majority of those travelling to work, irrespective of distance, do so by motor vehicle. Over 80% of those who travel over 5km do so by motor vehicle. 45% of people who travel less than 2km drive to work and 46% cycle or walk. See Figure 4. The 10% of people who appear to walk more than 60 kms to work is probably due to the definition of usual residence used in the census – people may have given their usual residence as being in Herefordshire, where their families are based, but live away during the week and walk to work.

Figure 4



There are differences between males and females in the mode of transport used to travel less than 2km: 51% of males drive compared with 40% of females, 48% of females walk or cycle compared with 43% of males and 4% of females use public transport at this distance compared with 1% of males. At a distance of 2km to 5km to travel to work, proportions driving to work are similar for males and females, however males are more likely to walk or cycle (20% compared with 10% of females) whilst females are more likely to take public transport (11% compared with 3% of males).

For further information please contact the Research Team on 01432 261944.