

## State of Herefordshire Report 2009 - Key findings headlines








The below table gives the headlines from the key findings chapter of the 2009 State of Herefordshire report, highlighting important issues for Herefordshire and where appropriate whether this is likely to be a strength, weakness, opportunity or threat for the county. This report includes findings from the following chapters:

2. Population
3. Economic Development and Enterprise
4. Healthier Communities and Older people
5. Children and Young People
6. Safer and Stronger Communities

This chapter of the State of Herefordshire report 2009 was produced by Herefordshire Partnership's Researchers. Various performance and information colleagues have had an opportunity to check the content and help edit this chapter, and the content has been agreed by both the Herefordshire Partnership Management Group and the Herefordshire Partnership Board.

It is worth noting that for any printed document there has to be a cut off for data - the majority of the data available at the time of pulling this together was for the financial year 2007-08 or previous. Also some data, particularly health related data is presented for 3-year rolling averages. Bearing this in mind, latest data may be showing a slightly different pattern.

















Herefordshire Partnership Researchers  
 Max Bassett & Clem Attwood  
 Contact details: 01432 383634  
 email: [researchteam@herefordshire.gov.uk](mailto:researchteam@herefordshire.gov.uk)

Theme	Point	Key finding	Date of data	Strength	Weakness	Opportunity	Threat or Challenge
Population	1	Herefordshire is a sparsely populated county	2007				
	2	The population of Herefordshire is increasing	2007-2026				
	3	Herefordshire's population has a relatively old age structure, with the proportion of older residents expected to increase.	2007-2026			 See point 13	
	4	Numbers of children in Herefordshire are decreasing	2007-2026				
	5	Herefordshire has a relatively small, but growing, Black & Minority Ethnic (BME) population.	2006				
	6	There has been a dramatic increase in numbers of migrant workers coming to Herefordshire since the expansion of the European Union in 2004, although it is not possible to determine how many have stayed. There is therefore no single estimate of the number in the county at any one time.	2008				

Theme	Point	Key finding	Date of data	Strength	Weakness	Opportunity	Threat or Challenge
Economic Development and Enterprise	<b>Economic Structure and Output (business)</b>						
	7	Herefordshire's GVA is increasing but at a lower rate than regionally and nationally.	2006				
	8	Herefordshire's new business start-ups are surviving longer than regionally and nationally	2006				
	9	Agriculture accounts for 7% of the total GVA for Herefordshire	2006				
	10	Herefordshire has a slightly lower proportion of <b>high and medium-technology</b> manufacturing jobs	2006				
	11	Herefordshire has a greater proportion of employees in skilled trade occupations compared to England.	2007-08				
	12	Herefordshire's earnings are low compared to regionally and nationally. In addition, the gap between Herefordshire's earnings and those of the West Midlands region and England as a whole is getting wider.	2008				
	<b>The people of Herefordshire (people)</b>						
	13	There are forecast to be 6% fewer people aged 16 to 64 living in Herefordshire by 2026 than in 2007, but an increase in the 'younger' older age groups (65-74 years).	2007-2026				
	14	Herefordshire has a relatively high employment rate, compared to regionally and nationally.	2007-08				
	15	The rate of self-employment in Herefordshire is higher than in the West Midlands and England as a whole.	2007-08				
	16	The proportion of females in Herefordshire that work full-time hours is low compared to nationally.	2008				
	17	Herefordshire has a low unemployment rate compared to the West Midlands and England, but it is rising	2008				
	18	The Citizens Advice Bureau in Herefordshire has reported increases in problems associated with personal debt and other effects of the economic downturn.	2007-08				
	19	Qualifications levels of Herefordshire's working age population are similar to that of regionally and nationally.	2007-08				
	20	High levels of income deprivation are experienced in certain areas of Herefordshire.	2007				
	<b>Communities and Connection (place)</b>						
	21	The rateable value of commercial property is low in Herefordshire compared to the West Midlands and England	2007				
	22	Herefordshire has a net loss of approximately 5% of its working age population who travel to work outside the county.	2001				
	23	The modes of travel that Herefordshire residents use for work are different from patterns nationally and regionally.	2001				
	24	Rural areas in Herefordshire are less likely to receive a decent level of broadband service compared to urban areas.	2008				
	25	A higher proportion of houses in Herefordshire are owned outright without a mortgage compared to England as a whole.	2001				
	26	Emissions of CO <sub>2</sub> from the industry and commercial sector increased in Herefordshire between 2005 and 2006	2006				

Theme	Point	Key finding	Date of data	Strength	Weakness	Opportunity	Threat or Challenge
Healthier Communities and Older People	<b>Healthier Communities</b>						
	27	People live longer in Herefordshire than they do in the West Midlands and England as a whole.	2005-07				
	28	The rates of cancer and circulatory diseases mortality in Herefordshire (for under 75s) is much lower than for the West Midlands and England.	2004-06				
	29	Deaths from chronic conditions in Herefordshire have decreased over the last three years.	2004-06				
	30	The number of 18 - 64 year olds with disabilities in Herefordshire is likely to increase by 2026.	2005-2021				
	<b>Older people and Vulnerable Adults</b>						
	31	High levels of income deprivation affecting older people are experienced in certain areas of Herefordshire.	2007				
	32	Over the last ten years the number of people with physical difficulties helped to live at home in Herefordshire has decreased.	2007-08				
	33	There has been an increase in the numbers of adults with mental health difficulties helped to live at home.	2007-08				
	34	A substantial increase in numbers of older people that will have some dependency on social care in Herefordshire is expected by 2020. Within this, there is also expected to be a disproportionate increase in the number of older people with dementia.	2004				
Children and Young People	<b>Children and Young People are healthy and have healthy lifestyles</b>						
	35	Dental health amongst children in Herefordshire is poor compared to the West Midlands and England as a whole.	2005-06				
	36	In 2006, secondary school pupils in Herefordshire were more likely to say that they ate fresh fruit and vegetables on most days compared to a national sample.	2006				
	37	A greater proportion of 11-15 year olds in Herefordshire reported that they were drinking alcohol and getting drunk compared to a national comparison.	2006				
	38	Herefordshire has a lower teenage conception rate than both the West Midlands and England, although there has been an increase in 2007.	2005-07				
	39	Nearly a quarter of Reception age children and over a quarter of Year 6 children in Herefordshire are either obese or overweight.	2007				
	40	Contrary to targets the proportion of mothers breast feeding has decreased.	2007-08				
	41	Numbers of sexually transmitted diseases amongst young people are rising sharply, however this is likely to be at least in part a result of increasing numbers being screened.	2007				
	<b>Children and young people are safe, secure and have stability</b>						
	42	The proportion of children living in income deprived households in the most deprived areas of Herefordshire has increased relative to the county as a whole.	2007				
43	The majority of children in care in Herefordshire have been in the same placement for a reasonable length of time.	2007-08					
44	Increasing numbers of young people in Herefordshire are victims of crime.	2007-08					

Theme	Point	Key finding	Date of data	Strength	Weakness	Opportunity	Threat or Challenge
	45	Girls of school age 13-15 were the group that reported the highest level of bullying in 2006.	2006				
Children and Young People	<b>Children and young people achieve educational, personal, social and physical standards</b>						
	46	Areas within Hereford City and Leominster have high levels of deprivation in terms of engagement with and achievement in education and skills.	2007				
	47	Attainment rates for pupils in Herefordshire, including for those leaving care, are high compared to other English authorities.	2007-08				
	48	Absenteeism amongst looked after children has improved.	2008-09				
	<b>Children and young people engage in positive behaviour, inside and outside of school</b>						
	49	The proportion of young people who agree that Herefordshire Council gives them enough opportunities to influence decisions has increased.	2007				
	50	There is evidence of positive behaviour by young people.	2006				
	51	There was a large decrease in the number of young people who entered into the Youth Justice System for the first time.	2007-08				
	<b>Children and young people engage in further education, employment and training on leaving school</b>						
	52	The proportion 16-18 year olds NOT engaged in education, employment or training is lower in Herefordshire than the West Midlands region.	2007				
53	The proportion of care leavers in education, employment or training is higher than for young people (aged 19) in Herefordshire as a whole.	2007-08					
Safer and Stronger Communities	<b>Safer communities - community safety</b>						
	54	Compared to West Mercia Constabulary as a whole, Herefordshire has a slightly higher number of violence against the person offences	2007-08				
	55	In 2007-08, the number of 'theft <u>of</u> a vehicle' offences increased in Herefordshire, whilst the number of 'theft <u>from</u> a vehicle' offences decreased, and is low compared to West Mercia Constabulary as a whole.	2007-08				
	56	Low overall levels and reduction in certain types of crime in Herefordshire are not reflected in public perceptions	2008-2007-08				
	57	A high proportion of Herefordshire residents report speeding traffic to be a problem in their area	2008				
	58	The proportion of residents in Herefordshire who feel that there are high levels of anti-social behaviour in their local area is small.	2008				
	59	Alcohol related crimes and disturbances are increasingly a problem in Herefordshire	2007-08				
	<b>Safer communities - fewer accidents</b>						
	60	The mortality rate from accidents is higher in Herefordshire than across England as a whole, and has been increasing at a greater rate. Older people account for the majority of these deaths.	2004-06				
	61	Falls are the single largest cause of admission to hospital due to an accident.	2007				

Theme	Point	Key finding	Date of data	Strength	Weakness	Opportunity	Threat or Challenge	
Safer and Stronger Communities	62	An increase in the number of road casualties that were killed or seriously injured, following a decline in previous years.	2007					
	<b>Cleaner, greener communities</b>							
	63	Whilst households in Herefordshire are producing less waste and less waste is going to landfill, it is still more than in most local authorities in England.	2007-08					
	64	Herefordshire has much higher carbon dioxide (CO <sub>2</sub> ) levels per head of population than the West Midlands region and England as a whole, largely as a result of high emissions from road transport.	2006					
	65	Significant weather events have had a major impact on Herefordshire's emergency and public services, local businesses and the wider community.	2008					
	66	Local biodiversity and conservation are important in making Herefordshire the place that it is.	2009					
	67	The proportion of SSSI land (Sites of Special Scientific Interest) in Herefordshire that was in favourable or unfavourable but recovering condition has increased.	2008					
	<b>Stronger communities</b>							
	68	Access to key services in rural parts of Herefordshire is notably worse than for rural areas in England and the West Midlands as a whole.	2008					
	69	The majority of residents in Herefordshire are satisfied with their local area as a place to live.	2008					
	70	The majority of residents feel that Herefordshire is a place where people from different backgrounds get on well together.	2008					
	71	Only a minority of residents feel that they can influence decisions affecting their local area.	2008					
	72	Herefordshire residents are generally satisfied with libraries and parks and open spaces.	2008					
73	Levels of satisfaction are lower for museums and galleries, theatres and concert halls and sport/leisure facilities.	2008						
<b>Housing</b>								
74	Numbers of homeless households have increased in Herefordshire, following a decline in previous years.	2007-08						
75	A combination of high proportions of pensioner households and an ageing population may result in increasing demand for certain types of suitable accommodation.	2001 2007 2026						
76	Herefordshire has the worst housing affordability ratio of all local authorities within the West Midlands region.	2008						
77	There is high demand for affordable 1, 2 and 3 bedroom social properties in Herefordshire and, for all types of housing in Hereford City.	2006						
78	A third of dwellings in Herefordshire are in a 'Non-Decent' condition.	2005				